

# “Careful Reading”



**With thanks to SUNY New Paltz  
Professor Harry Stoneback**



# With thanks to SUNY New Paltz Professor Harry Stoneback



- Hemingway and Faulkner scholar

# With thanks to SUNY New Paltz Professor Harry Stoneback



- Hemingway and Faulkner scholar
- Chair of the English Department

# With thanks to SUNY New Paltz Professor Harry Stoneback



- Hemingway and Faulkner scholar
- Chair of the English Department
- Published author

# With thanks to SUNY New Paltz Professor Harry Stoneback



- Hemingway and Faulkner scholar
- Chair of the English Department
- Published author
- Poet

# With thanks to SUNY New Paltz Professor Harry Stoneback



- Hemingway and Faulkner scholar
- Chair of the English Department
- Published author
- Poet
- Public Speaker

# With thanks to SUNY New Paltz Professor Harry Stoneback



- Hemingway and Faulkner scholar
- Chair of the English Department
- Published author
- Poet
- Public Speaker
- Pipe smoker (puff, puff)



# Reading “Levels”

- Tip of the Iceburg



# Reading “Levels”

- Tip of the Iceburg
- Level 1: the Words (literal meaning)



# Reading “Levels”

- Tip of the Iceburg
- Level 1: the Words (literal meaning)
- Level 2: Behind the Words (symbolism, etc.)



# Reading “Levels”

- Tip of the Iceberg
- Level 1: the Words (literal meaning)
- Level 2: Behind the Words (symbolism, etc.)
- Level 3: Beyond the Words (allusion, etc.)



# Check out this YouTube link:

- <http://www.youtube.com/watch?v=adXdTXEzmzE&feature=plcp>
- Features a group of students doing a “close reading” of Dr. Suess’ “The Places You Will Go”

# Some Things to Look For:



# Some Things to Look For:

- Diction (word choice)



# Some Things to Look For:

- Diction (word choice)
- Syntax (how the words are put together)





# Some Things to Look For:

- Diction (word choice)
- Syntax (how the words are put together)
- Structure (the organization of a piece)



# Some Things to Look For:

- Diction (word choice)
- Syntax (how the words are put together)
- Structure (the organization of a piece)
- Mood (how do you feel after reading?)



# Some Things to Look For:

- Diction (word choice)
- Syntax (how the words are put together)
- Structure (the organization of a piece)
- Mood (how do you feel after reading?)
- Tone (how the author felt while writing)



# Dissecting the Text



# Dissecting the Text

- What is the author's theme?



# Dissecting the Text



- What is the author's theme?
- How do you know?

# Dissecting the Text



- What is the author's theme?
- How do you know?
- What other meanings and/or ideas does the author conjure through literary devices/techniques?


# Dissecting the Text



- What is the author's theme?
- How do you know?
- What other meanings and/or ideas does the author conjure through literary devices/techniques?
- What lies beyond the words?




# A Word to the Wise:




# A Word to the Wise:

- Many of the works that the College Board recommends are steeped in religious imagery and symbolism



# A Word to the Wise:

- Many of the works that the College Board recommends are steeped in religious imagery and symbolism
- In general, early works treat religion positively; later ones treat it negatively



And now you're ready...

